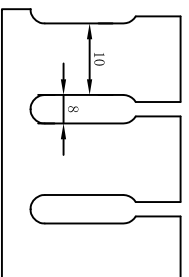
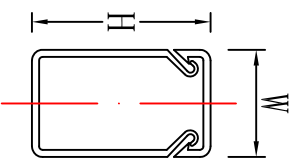
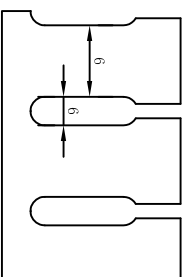
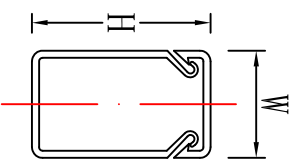


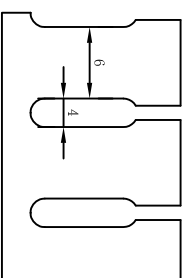
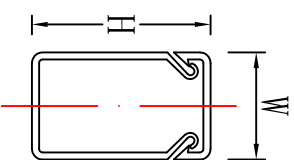
料号 Part NO.	品名 Parts Name	型号 Part NO.	出线孔尺寸 Slot Hole Size	宽*高 W*H (mm)	电线容量	槽底固定孔 Mounting Hole Dimension
30-GW-2525	绝缘配线槽	GW-2525	S/M/L	25*25	10-25	Small



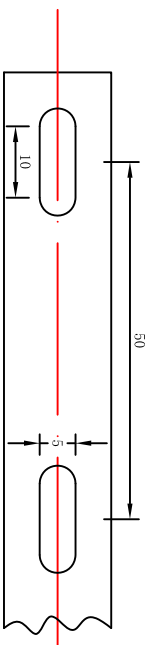
Slot Hole Size  
L=8MM



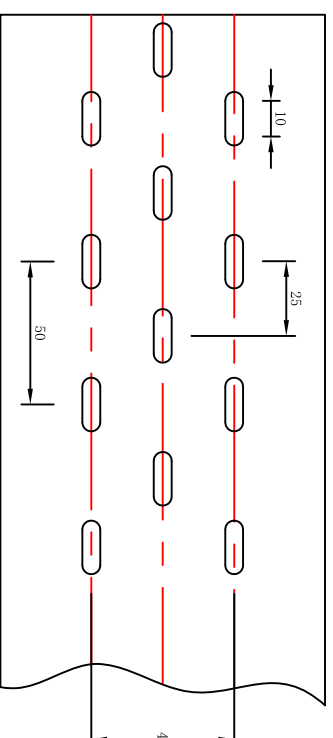
Slot Hole Size  
M=6MM



Slot Hole Size  
S=4MM



Mounting Hole Dimension  
Small Duct



Large Duct



DIMENSION	TOLERANCES	FRIST ANGLE PROJ		LTR.	REVISION RECORD	DWG. BY	CHK. BY	DATE
0.0 0.00	±1	A	NEW PART	LTR.	NEW PART	alliuian	zy wang	202108
DWG. BY	CHK. BY	APP. BY	REV.	UNIT	mm			
CHK. BY	APP. BY	REV.	UNIT	mm				
DWG. BY	APP. BY	REV.	UNIT	mm				
CHK. BY	APP. BY	REV.	UNIT	mm				
DWG. NO.	HIWA/QR-JZ-							
	30-GW-2525							

未经授权不得修改和复印  
该知识产权属于技术质量部

苏州惠华电子科技有限公司