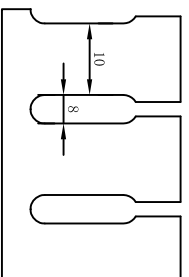
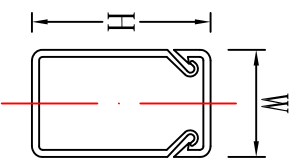
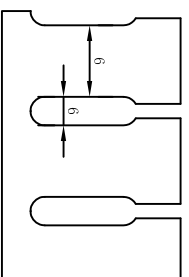
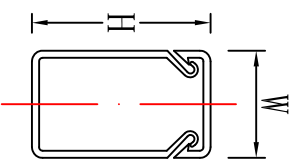


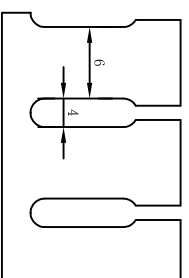
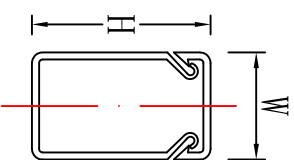
料号 Part NO.	品名 Parts Name	型号 Part NO.	出线孔尺寸 Slot Hole Size	宽*高 W*H (mm)	电线容量	槽底固定孔 Mounting Hole Dimension
30-GW-10050	绝缘配线槽	GW-10050	L	100*50	200-250	Large



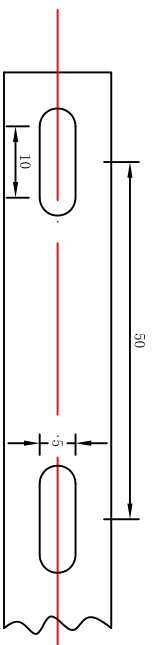
Slot Hole Size  
L=8MM



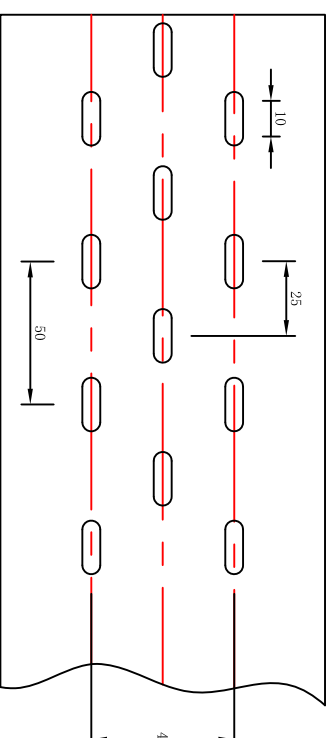
Slot Hole Size  
M=6MM



Slot Hole Size  
S=4MM



Mounting Hole Dimension  
Small Duct



Large Duct



DIMENSION	TOLERANCES	FRIST ANGLE PROJ		LTR.	REVISION RECORD	DWG. BY	CHK. BY	DATE
0.0 0.00	±1			A	NEW PART	<i>alliuian</i>	<i>zy wang</i>	<i>202108</i>
DWG. BY	CHK. BY	APP. BY	UNIT					
<i>lia liang</i>	<i>alliuian</i>	<i>wang zhiyan</i>	mm					
REV.		DWG. NO.						
A		HIWA/QR-JZ-30-GW-10050						

HWAA 苏州惠华电子科技有限公司

未经授权不得修改和复印  
该知识产权属于技术质量部